

1907 responses

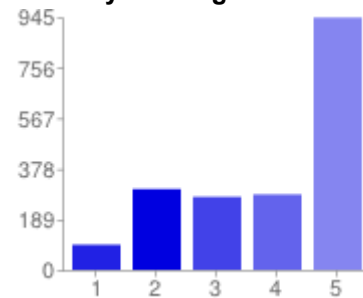
Summary [See complete responses](#) [Publish analytics](#)

WCSD Survey Part 1

Please rate the following 10 items on a scale of 1 - 5

1 = "No opinion" 2 = "Not important enough to preserve in a time of fiscal constraint" 3 = "Good to have but not essential for our district" 4 = "Very important to our mission and worth preserving" 5 = "Essential and critical to the school district's mission"

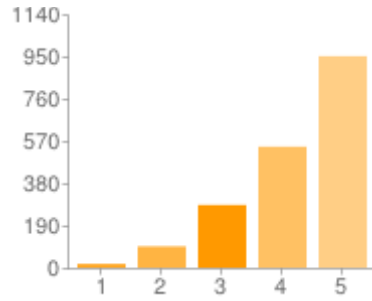
Full Day Kindergarten:



1	94	5%
2	302	16%
3	273	14%
4	282	15%
5	943	50%

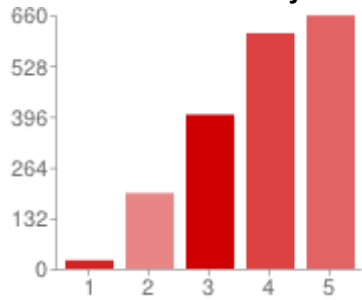
Maintaining Up to Date Technology in the Classroom:

1	17	1%
---	-----------	----



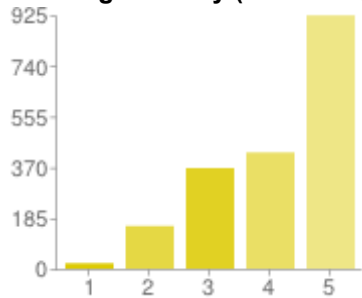
2	96	5%
3	282	15%
4	544	29%
5	951	50%

Clubs at the Secondary Level:



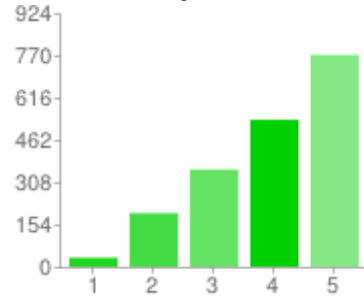
1	22	1%
2	197	10%
3	401	21%
4	613	32%
5	659	35%

Building Security (Technology Improvements):



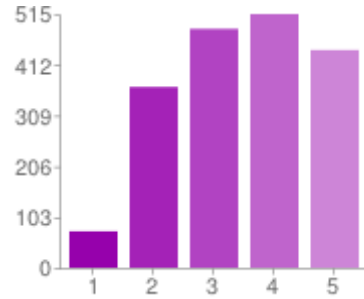
1	20	1%
2	156	8%
3	367	19%
4	424	22%
5	924	49%

JV and Varsity Athletics:



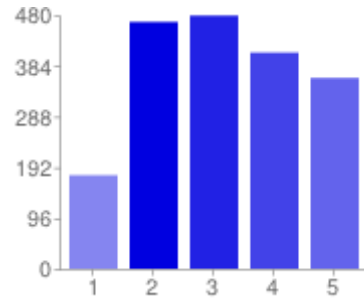
1	33	2%
2	195	10%
3	354	19%
4	535	28%
5	772	41%

Modified Athletics:



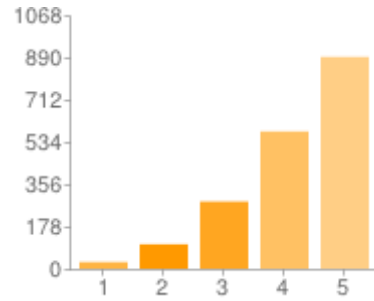
1	74	4%
2	367	19%
3	485	26%
4	515	27%
5	442	23%

Orchard View Alternative High School:



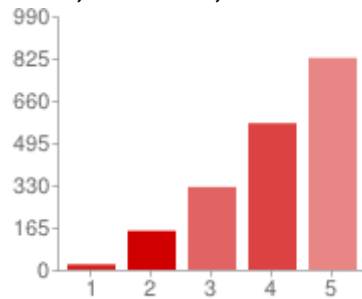
1	177	9%
2	467	25%
3	479	25%
4	409	22%
5	361	19%

Advanced Placement Courses:



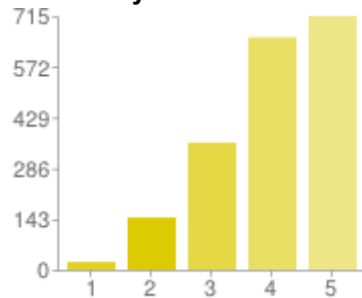
1	28	1%
2	103	5%
3	283	15%
4	578	31%
5	892	47%

Band, Orchestra, General Music and Art at the Elementary Level:



1	21	1%
2	152	8%
3	323	17%
4	572	30%
5	827	44%

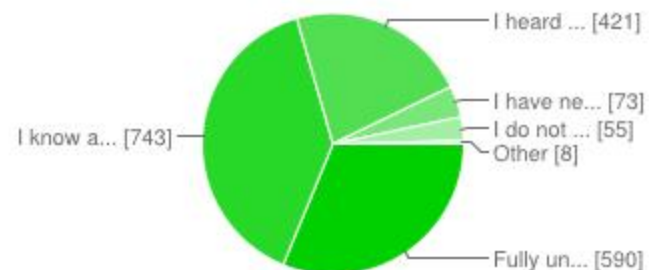
Secondary Electives



1	22	1%
2	147	8%
3	358	19%
4	655	35%
5	715	38%

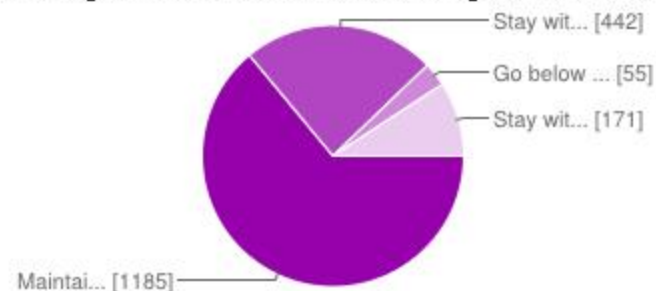
WCSD Survey Part 2

The NYS tax cap legislation will remain in place for the 2013-2014 budget. How would you best describe your understanding of the cap and its impact to the schools?



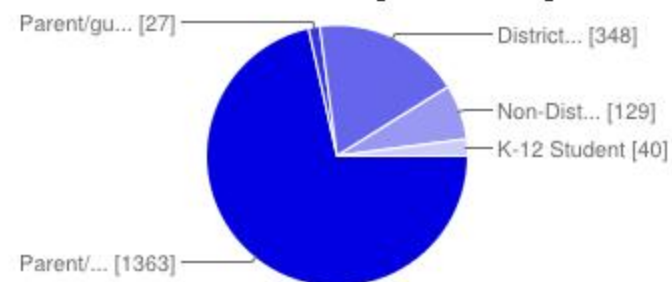
Fully understand the cap and its impacts	590	31%
I know about it and know it's going to require that choices to be made	743	39%
I heard something about it but I don't know specifics	421	22%
I have never heard of it	73	4%
I do not know	55	3%
Other	8	0%

Under the State's property tax cap legislation, school districts have the option of exceeding the cap if they receive at least 60% voter approval from the community for the budget. Please select the following item which best represents your opinion about how the district should approach the tax cap.



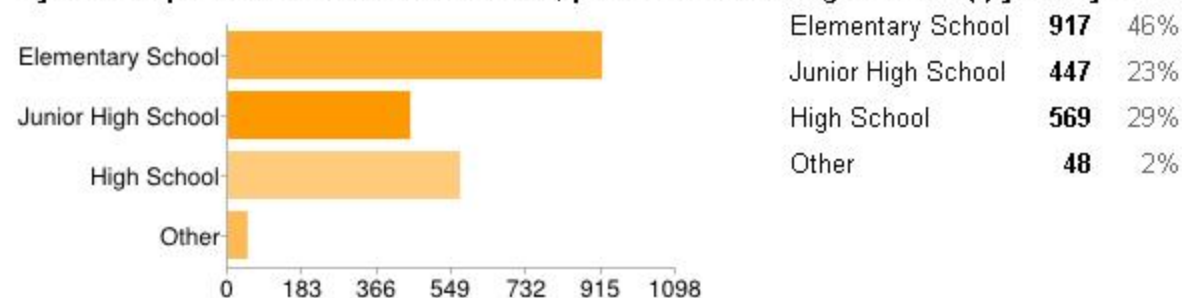
Maintain staff and programs, even if it requires overriding the tax cap.	1185	64%
Stay within the tax cap and cut teachers/staff and programs.	442	24%
Go below the tax cap with substantial cuts to teachers/staff and programs.	55	3%
Stay within the tax cap this year, but seek to override it in future years.	171	9%

Please tell us a little bit about yourself. Are you a:



Parent/guardian of a current Wappingers CSD student	1363	71%
Parent/guardian of a current private/parochial school student	27	1%
District Resident without a child in the Wappingers CSD	348	18%
Non-District Resident	129	7%
K-12 Student	40	2%

If you are a parent or student in the District, please indicate the grade level(s) you or your child(ren) attend. Please check all that apply.



What motivates you most to participate in a school district budget vote?

